

ACCESSING THE ONLINE COMMUNITY

TO ACCESS CONNECT-PRUMC

Peachtree Road has partnered with Church Community Builder (CCB) and Pushpay to open an online congregational community. You may access the community website in the following ways:

- Visit **prumc.org** and click the **CONNECT button** in the upper right of the screen.
- Visit <https://PeachtreeRoadUMC.CCBchurch.com> directly.

IF YOU ALREADY HAVE A USERNAME AND PASSWORD

Simply complete the appropriate fields and click the blue “LOGIN” button.

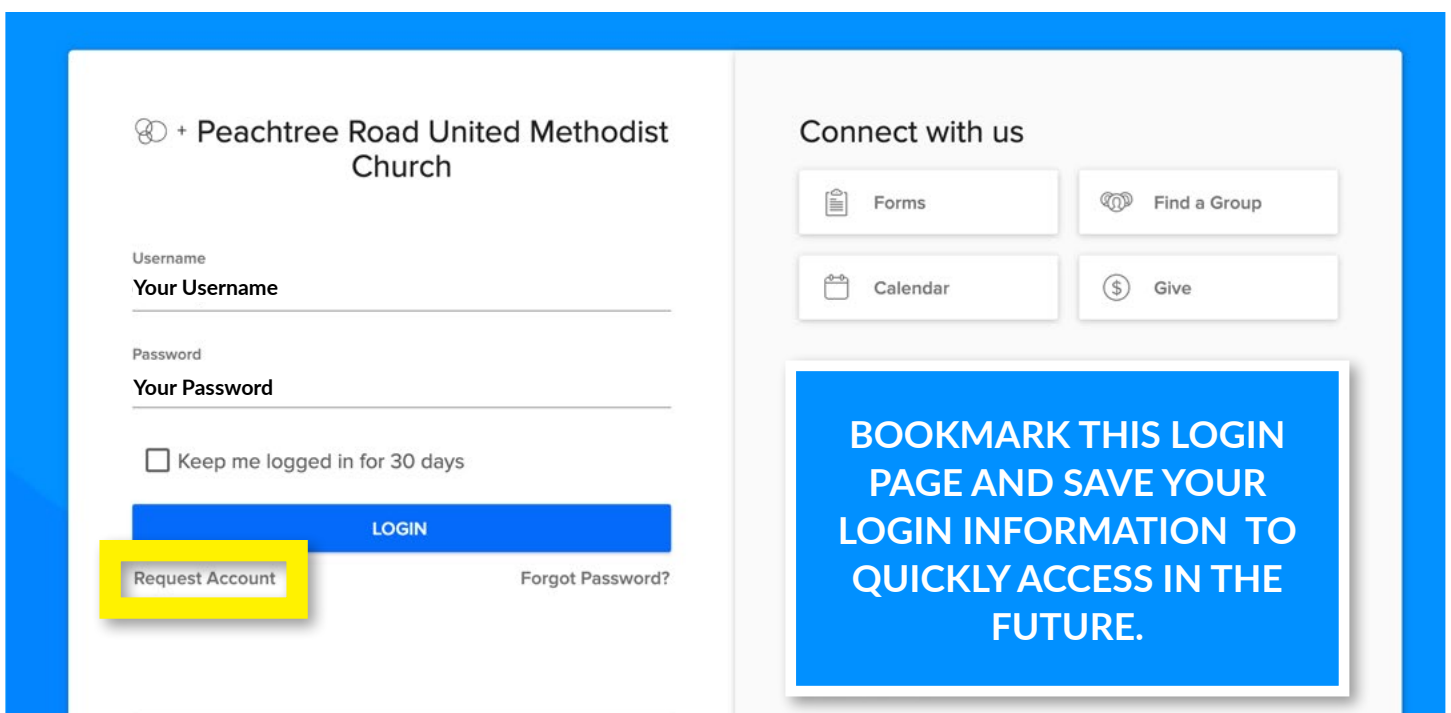



TO SET UP A NEW ACCOUNT (IF YOU DON'T HAVE A USERNAME AND PASSWORD)

Click “Request Account” located underneath the blue login button on the left.

A new activation email will be sent to you with a link to create your username and password.

See the next page for what to do once you receive your email.



 + Peachtree Road United Methodist Church

Username
Your Username



Password
Your Password



Keep me logged in for 30 days

LOGIN

Request Account [Forgot Password?](#)

Connect with us

 Forms  Find a Group

 Calendar  Give

BOOKMARK THIS LOGIN PAGE AND SAVE YOUR LOGIN INFORMATION TO QUICKLY ACCESS IN THE FUTURE.

TO SET UP YOUR ACCOUNT - CONTINUED

When you receive the activation email, click the green "ACTIVATE LOGIN" button.

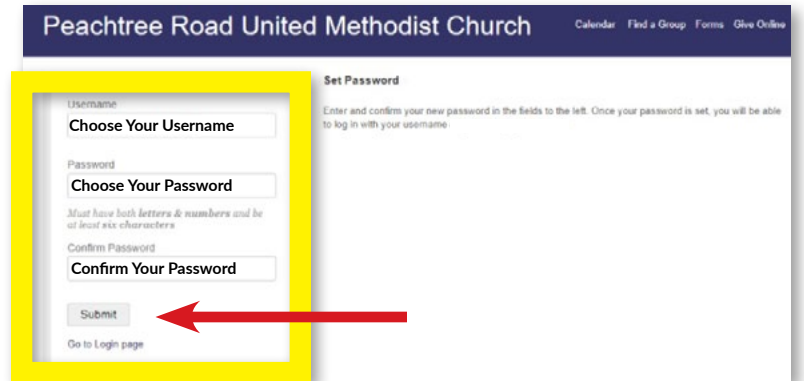
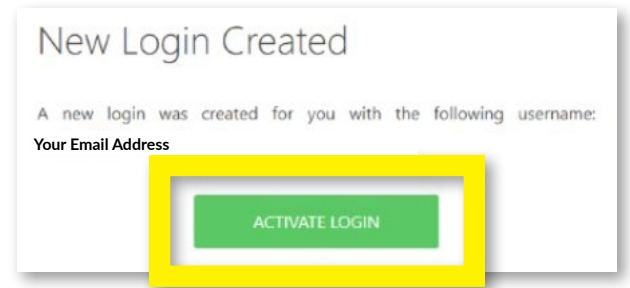
You will be taken to a unique login page.

Create your own username and password, and use those to complete the appropriate fields.

Click "SUBMIT."

NOTE: When logging in for the first time, be sure to check the privacy checkbox. You will only see this message once.

If you need assistance, we are here to help! Contact Lisa Huni at 404.240.8223 or connect@prumc.org.



YOUR PERSONAL HOME PAGE

A screenshot of the Peachtree Road UMC - Buckhead website home page. The page features a dark blue header with the church name and a navigation menu on the left side with icons for Home, People, Groups, Events, My Serving, and My Giving. The main content area is titled "Home" and includes a "WELCOME" section with a message about assistance and a "MY GROUPS" section with links to "Connect Community" and "Buckhead Campus Connect". Below the main content is a section titled "CCB HOME PAGE" with a list of features and functions.

CCB HOME PAGE

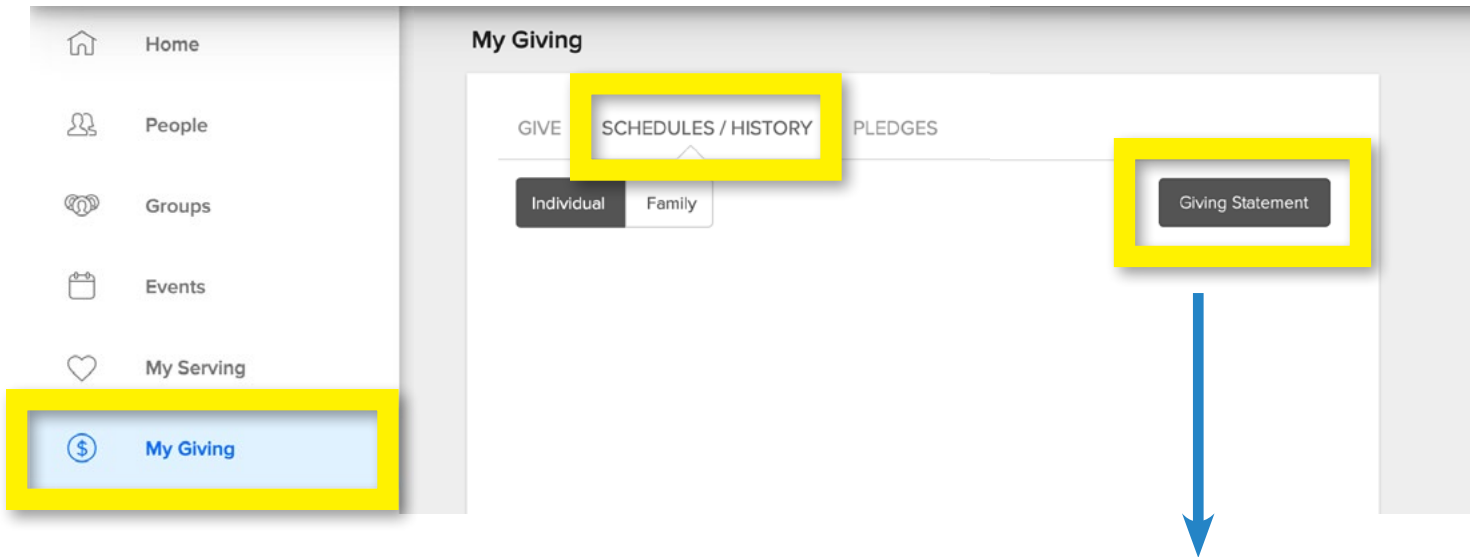
Once you log into the online community you will land on your personal home page. This page contains information specific to you including:

- A menu of features and functions on the left side
- A list of Groups you belong to on the right side
- Recent Group Activity (top)
- Messages from other members (top)
- Forms that can be completed such as prayer requests or event registrations (top)

GIVING STATEMENTS

TO VIEW AND DOWNLOAD

1. Click “MY GIVING” in the left menu.
2. Click “SCHEDULES / HISTORY” on the top tabs.
3. Click “GIVING STATEMENT” button on the right.



YOU WILL SEE A POP-UP BOX

- Make your preferred selections in the following fields to format your statement.
 - Family or Individual - most will select “Family”
 - Date Range - most will select “Last Year”
 - Gift Type - Deductible, Non, or Both
 - If you made a Pledge, check the box for Yes.
- Click “RUN REPORT.”
- A PDF will be created that you can download, save and/or print.
- Use the back arrow on your browser to return to “MY GIVING.”

FOR DONOR ADVISED FUNDS (DAF): Since donations to the church via a DAF are not tax deductible, those donations are not shown on your INDIVIDUAL OR FAMILY giving statements. We will provide a separate giving statement for all donations made through your DAF.

